

VAL-1-P-ANT-27-ELV-120

VISIT [A-N-D.COM](https://www.a-n-d.com) FOR 3D MODELS INCLUDING REVIT/IES.

DESCRIPTION

Vale optimises functionality through its multidirectional luminescence while diffusing soft ambient light.

TYPE

Pendant

DIMENSIONS

- Luminaire: 102 x 16 x 23cm / 40" x 6.25" x 9"

CERTIFICATIONS

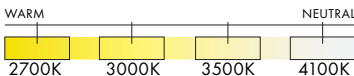


* APPLICATION: DRY INDOOR LOCATION ONLY

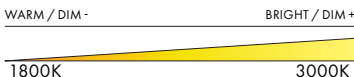
TECHNICAL INFORMATION

- Input Voltage: 110–120V, 220–240V, 110–277V
- Lamping: Integral 20W 24V DC LED CRI 90+, 50,000 hours
- Lumens: 1388 lumens delivered
- Power Supply: Phase Dimming, 0-10V, DALI

COLOUR TEMPERATURE OPTIONS



DIM TO WARM




MATERIALS

- Aluminum
- Acrylic

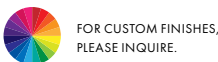
FRAME FINISHES



LENS FINISH



CLEAR (CLR)



SERIES	UNIT	TYPE	FINISH	CCT	PS	VOLTAGE IN
VAL	<input type="checkbox"/> 1	P	<input type="checkbox"/> ANT (ANTHRACITE)	<input type="checkbox"/> 27 (2700K)	<input type="checkbox"/> ELV	<input type="checkbox"/> 120
			<input type="checkbox"/> SIL (SILICA)	<input type="checkbox"/> 30 (3000K)	<input type="checkbox"/> 010	<input type="checkbox"/> 230
			<input type="checkbox"/> RST (RUST)	<input type="checkbox"/> 35 (3500K)	<input type="checkbox"/> DAL	<input type="checkbox"/> 277*
				<input type="checkbox"/> 41 (4100K)		
				<input type="checkbox"/> DW (DIM TO WARM)		

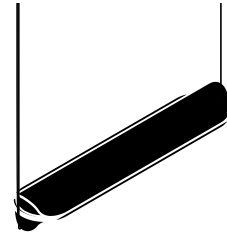
*277 ONLY AVAILABLE WITH 010




POSSIBLE ORIENTATIONS

The Vale suspends horizontally on an x- or y-axis, or vertically. The following diagrams show Vale's possible orientations.

HORIZONTAL, X-AXIS



HORIZONTAL, Y-AXIS



VERTICAL

